



## WB700

WB700-bearings with or without flange are intended for radial and axial movements. The bearings are manufactured of a cold formable homogenous bronze, which because of this will obtain exceptional material properties. The execution of the flange permits that the bearing also can carry axial loads.

The standard sizes are fitted with diamond-shaped lubrication indents on the bearing surface. These indents serve as lubricant reservoirs i.a. to rapidly build up a lubrication film in the moment of start and therewith reduce the start friction.

The properties of the WB700-material, together with the procedure of wrapping and calibration, make this type of bearing especially suitable for constructions, where medium or high loads and relatively slow movements are occurring.

### Technical data

<b>Material:</b>	Homogeneous bronze Cu 91,3%, Sn 8,5%, P 0,2%
<b>Yield point:</b> ( $R_{p0,2}$ )	ca 250 N/mm <sup>2</sup>
<b>Tensile strength:</b> ( $R_m$ )	ca 450 N/mm <sup>2</sup>
<b>Hardness:</b>	ca 110-150 HB
<b>Friction:</b>	0,10 - 0,25 $\mu$
<b>Max speed:</b>	2,5m/s
<b>Temperature range:</b>	-100 / +200 °C

Load	Speed
250 N/mm <sup>2</sup>	0 m/s
80 - 120 N/mm <sup>2</sup>	0,01 m/s
30 - 40 N/mm <sup>2</sup>	2,0 m/s

### Tolerances: Housing H7.

Recommended tolerance for the shaft IT 7 or IT 8 with position of tolerance e or f.

**Lubrication:** Additional lubrication ought to be done through the shafts or radial through the housings.

All customary greases can be used e.g. greases with additives of graphite or molybdenum-disulphide.

### Benefits:

- High load capacity.
- Can be used in difficult circumstances.
- Good lubrication properties due to lubrication indents.
- High level thermal conductivity.
- Wide range of stock hold standard dimensions.

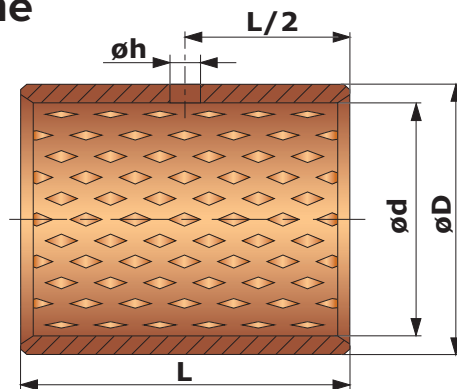
### Special:

- Spherical-shaped lubrication indents.
- In- or outside lubrication grooves.
- Without lubrication indents.
- Hardness 150-160 HB.
- Other positions of tolerance.
- Flat or spherical thrust washers.

### Typical applications:

- Forklift trucks.
- Forest cranes.
- Hydraulic table lifts.
- Agriculture machines.
- Winches.

## Dimension programme WB700

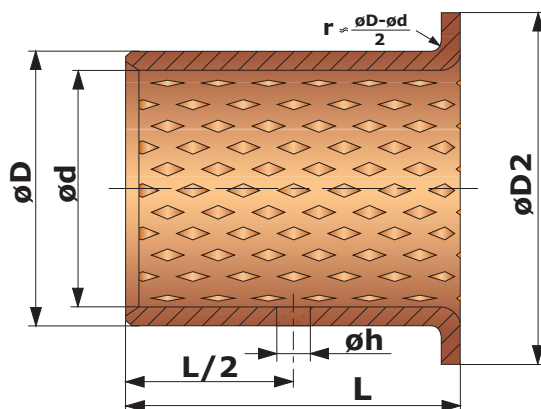


Code	Designation	d	D	L
270013	10/ 12x 10 WB700	10	12	10
270027	12/ 14x 10 WB700	12	14	10
270030	12/ 14x 15 WB700	12	14	15
270050	14/ 16x 15 WB700	14	16	15
270055	14/ 16x 20 WB700	14	16	20
270057	15/ 17x 12 WB700	15	17	12
270060	15/ 17x 15 WB700	15	17	15
270065	15/ 17x 25 WB700	15	17	25
270070	16/ 18x 15 WB700	16	18	15
270075	16/ 18x 20 WB700	16	18	20
270080	16/ 18x 25 WB700	16	18	25
270085	18/ 21x 15 WB700	18	21	15
270090	18/ 21x 20 WB700	18	21	20
270095	18/ 21x 25 WB700	18	21	25
270100	20/ 23x 15 WB700	20	23	15
270105	20/ 23x 20 WB700	20	23	20
270110	20/ 23x 25 WB700	20	23	25
270115	20/ 23x 30 WB700	20	23	30
270120	22/ 25x 15 WB700	22	25	15
270125	22/ 25x 20 WB700	22	25	20
270130	22/ 25x 25 WB700	22	25	25
270135	22/ 25x 30 WB700	22	25	30
270137	25/ 28x 15 WB700	25	28	15
270140	25/ 28x 20 WB700	25	28	20
270145	25/ 28x 25 WB700	25	28	25
270150	25/ 28x 30 WB700	25	28	30
270160	25/ 28x 50 WB700	25	28	50
270165	28/ 31x 15 WB700	28	31	15
270170	28/ 31x 25 WB700	28	31	25
270175	28/ 31x 30 WB700	28	31	30
270177	30/ 34x 15 WB700	30	34	15
270180	30/ 34x 20 WB700	30	34	20
270183	30/ 34x 25 WB700	30	34	25
270190	30/ 34x 30 WB700	30	34	30
270195	30/ 34x 40 WB700	30	34	40
270200	32/ 36x 20 WB700	32	36	20
270205	32/ 36x 30 WB700	32	36	30
270210	32/ 36x 40 WB700	32	36	40
270220	35/ 39x 20 WB700	35	39	20
270235	35/ 39x 30 WB700	35	39	30
270240	35/ 39x 40 WB700	35	39	40
270245	35/ 39x 50 WB700	35	39	50
270260	40/ 44x 20 WB700	40	44	20
270262	40/ 44x 25 WB700	40	44	25
270265	40/ 44x 30 WB700	40	44	30
270275	40/ 44x 40 WB700	40	44	40
270278	40/ 44x 45 WB700	40	44	45
270285	40/ 44x 50 WB700	40	44	50
270290	42/ 46x 40 WB700	42	46	40
270295	45/ 50x 20 WB700	45	50	20
270300	45/ 50x 30 WB700	45	50	30
270302	45/ 50x 40 WB700	45	50	40
270310	45/ 50x 50 WB700	45	50	50
270315	45/ 50x 60 WB700	45	50	60
270317	45/ 50x 70 WB700	45	50	70
270325	50/ 55x 30 WB700	50	55	30

Art.nr	Designation	d	D	L
270347	55/ 60x 50 WB700	55	60	50
270350	55/ 60x 60 WB700	55	60	60
270358	60/ 65x 25 WB700	60	65	25
270360	60/ 65x 30 WB700	60	65	30
270364	60/ 65x 35 WB700	60	65	35
270365	60/ 65x 40 WB700	60	65	40
270377	60/ 65x 50 WB700	60	65	50
270380	60/ 65x 60 WB700	60	65	60
270405	65/ 70x 40 WB700	65	70	40
270410	65/ 70x 60 WB700	65	70	60
270420	70/ 75x 40 WB700	70	75	40
270427	70/ 75x 50 WB700	70	75	50
270430	70/ 75x 60 WB700	70	75	60
270435	70/ 75x 80 WB700	70	75	80
270445	75/ 80x 40 WB700	75	80	40
270450	75/ 80x 80 WB700	75	80	80
270455	80/ 85x 40 WB700	80	85	40
270458	80/ 85x 50 WB700	80	85	50
270460	80/ 85x 60 WB700	80	85	60
270465	80/ 85x 80 WB700	80	85	80
270475	85/ 90x 40 WB700	85	90	40
270480	85/ 90x 80 WB700	85	90	80
270495	90/ 95x 40 WB700	90	95	40
270500	90/ 95x 60 WB700	90	95	60
270505	90/ 95x 90 WB700	90	95	90
270514	100/105x 40 WB700	100	105	40
270515	100/105x 50 WB700	100	105	50
270520	100/105x 60 WB700	100	105	60
270522	100/105x 70 WB700	100	105	70
270525	100/105x 95 WB700	100	105	95
270530	100/105x 100 WB700	100	105	100
270535	110/ 115x 50 WB700	110	115	50
270540	110/ 115x 95 WB700	110	115	95
2705413	110/ 115x 100 WB700	110	115	100
270542	120/125x 25 WB700	120	125	25
270550	120/125x 50 WB700	120	125	50
270555	120/125x 95 WB700	120	125	95
270565	125/130x 100 WB700	125	130	100
270570	130/135x 60 WB700	130	135	60
270575	130/135x 100 WB700	130	135	100
270580	140/145x 60 WB700	140	145	60
270585	140/145x 100 WB700	140	145	100
270605	150/155x 60 WB700	150	155	60
270610	150/155x 100 WB700	150	155	100
270615	160/165x 60 WB700	160	165	60
270620	160/165x 100 WB700	160	165	100
270635	170/175x 60 WB700	170	175	60
270640	170/175x 100 WB700	170	175	100
270645	180/185x 60 WB700	180	185	60
270655	180/185x 100 WB700	180	185	100
270657	185/190x 100 WB700	185	190	100
270660	190/195x 60 WB700	190	195	60
270665	190/195x 100 WB700	190	195	100
270670	200/205x 60 WB700	200	205	60
270675	200/205x 100 WB700	200	205	100

Other dimensions and designs can be supplied on request. All measures in mm.

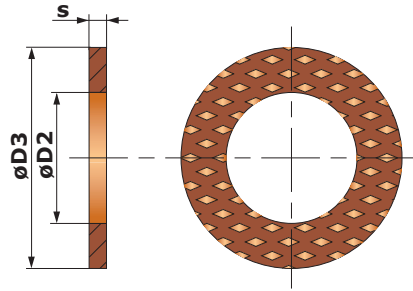
## Dimension programme WF-WB700



Code	Designation	d	D	D2	L
274010	20/ 23/ 30x 16 WF-WB700	20	23	30	16
274012	17/ 22/ 30x 10 WF-WB700	17	22	30	10
274015	20/ 23/ 30x 20 WF-WB700	20	23	30	20
274025	25/ 28/ 35x 25 WF-WB700	25	28	35	25
274027	30/ 34/ 45x 10 WF-WB700	30	34	45	10
274028	30/ 34/ 45x 16 WF-WB700	30	34	45	16
274030	30/ 34/ 45x 20 WF-WB700	30	34	45	20
274035	30/ 34/ 45x 30 WF-WB700	30	34	45	30
274040	35/ 39/ 50x 20 WF-WB700	35	39	50	20
274045	35/ 39/ 50x 35 WF-WB700	35	39	50	35
274050	40/ 44/ 55x 25 WF-WB700	40	44	55	25
274055	40/ 44/ 55x 40 WF-WB700	40	44	55	40
274063	45/ 50/ 60x22,5 WF-WB700	45	50	60	22,5
274065	45/ 50/ 60x 30 WF-WB700	45	50	60	30
274070	45/ 50/ 60x 45 WF-WB700	45	50	60	45
274075	50/ 55/ 65x 30 WF-WB700	50	55	65	30
274080	50/ 55/ 65x 50 WF-WB700	50	55	65	50
274081	55/ 60/ 70x 30 WF-WB700	55	60	70	30
274082	55/ 60/ 70x 50 WF-WB700	55	60	70	50
274085	60/ 65/ 75x 35 WF-WB700	60	65	75	35
274095	60/ 65/ 75x 60 WF-WB700	60	65	75	60
274098	65/ 70/ 80x 60 WF-WB700	65	70	80	60
274100	70/ 75/ 85x 35 WF-WB700	70	75	85	35
274105	70/ 75/ 85x 70 WF-WB700	70	75	85	70
274107	75/ 80/ 90x 40 WF-WB700	75	80	90	40
274108	75/ 80/ 90x 70 WF-WB700	75	80	90	70
274110	80/ 85/ 95x 40 WF-WB700	80	85	95	40
274115	80/ 85/ 95x 80 WF-WB700	80	85	95	80
274120	90/ 95/ 110x 50 WF-WB700	90	95	110	50
274125	90/ 95/ 110x 90 WF-WB700	90	95	110	90
274135	100/105/120x 50 WF-WB700	100	105	120	50
274140	100/105/120x 90 WF-WB700	100	105	120	90
274143	100/105/120x 100 WF-WB700	100	105	120	100
274150	110/ 115/130x 50 WF-WB700	110	115	130	50
274155	110/ 115/130x 90 WF-WB700	110	115	130	90
274160	120/125/145x 50 WF-WB700	120	125	145	50
274165	120/125/145x 90 WF-WB700	120	125	145	90
274170	130/ 135/155x 60 WF-WB700	130	135	155	60
274175	130/ 135/155x 90 WF-WB700	130	135	155	90
274180	140/ 145/165x 60 WF-WB700	140	145	165	60
274185	140/ 145/165x 90 WF-WB700	140	145	165	90
274190	150/ 155/180x 60 WF-WB700	150	155	180	60
274195	150/ 155/180x 90 WF-WB700	150	155	180	90
274200	160/ 165/190x 60 WF-WB700	160	165	190	60
274205	160/ 165/190x 90 WF-WB700	160	165	190	90
274210	170/ 175/200x 60 WF-WB700	170	175	200	60
274215	170/ 175/200x 90 WF-WB700	170	175	200	90
274220	180/ 185/215x 60 WF-WB700	180	185	215	60
274225	180/ 185/215x 90 WF-WB700	180	185	215	90
274240	190/ 195/225x 60 WF-WB700	190	195	225	60
274245	190/ 195/225x 90 WF-WB700	190	195	225	90
274255	200/205/235x 60 WF-WB700	200	205	235	60
274260	200/205/235x 90 WF-WB700	200	205	235	90

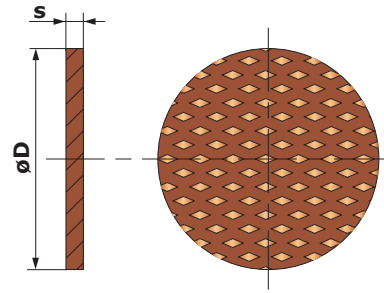
Other dimensions and designs can be supplied on request. All measures in mm.

## WB700-Washers



Washers can be supplied as desired.  
NOTICE!! Demands a minimum quantity.

## WB700-Blanks



Blanks can be supplied as desired.  
NOTICE!! Demands a minimum quantity.